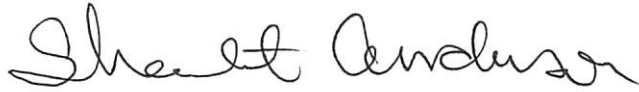



CERTIFICATION

The undersigned duly elected officials of Garland City, meeting as a Board of Canvassers for Garland City, Utah, hereby certify that the attached tabulation is declared to be the OFFICIAL RESULTS of the General Election held in Garland City, Utah on November 21, 2023, as determined by an Official Canvass in a meeting duly called, pursuant to Utah Code Unannotated 20A-4-304, for that purpose on November 29, 2023 at 7:00 pm.

Dated this 29th day of November 2023.



Sharlet Anderson, City Recorder-Election Official



Linda Bourne, Mayor



Tena Allen, Council Member



Jeanette Atkinson, Council Member



Donnie Howell, Council Member



John Losee, Council Member



Sharla Nelson, Council Member



[Faint, illegible handwritten text]

[Faint, illegible handwritten text]

[Faint, illegible handwritten text]



GARLAND CITY 2023 GENERAL ELECTION

The Board of Canvassers of Garland City, Utah, met at the City Building, 72 North Main Street, Garland, Utah at 7:00 p.m. on Tuesday, November 29, 2023, to conduct a canvass of returns from the 2023 Garland City General Election pursuant to Utah Code Unannotated 20A-4-304. The following members were present constituting a quorum:

Linda Bourne	Mayor
Tena Allen	Council Member
Jeanette Atkinson	Council Member
Donnie Howell	Council Member
John Losee	Council Member
Sharla Nelson	Council Member
Sharlet Anderson	City Recorder-Election Official

Mayor Bourne conducted the canvass. A cursory review of the ballot tabulations was made. The results of the canvass are attached.

Mayor Bourne stated there were 435 ballots cast. Three by-mail ballots were received after Tuesday, November 21, which were timely postmarked. Two by-mail ballots were postmarked on or after November 21, and not counted. The two uncounted ballots were sealed in an envelope and filed with the 2023 General Election results. The number of ballots counted on election night was 387 for an election night percentage of 32.69.

There were zero voted provisional ballots. After counting the valid by-mail, in-person, and provisional ballots, the percentage of ballots counted was 36.74 percent, a total of 435 ballots.

The final ballots cast per candidate are:

Sharla Nelson	234
T. Joshua Munns	288
John Losee	211
Tena Allen	244
Rob Johnson	185

Donnie Howell 351

With T. Joshua Munns, Tena Allen, and Sharla Nelson being elected to the three available four-year terms and Donnie Howell being elected to the one available two-year term.

Election Official, Sharlet Anderson, followed all of the noticing and reporting required by Utah State Code.

A motion was made by Council Member Losee to accept the results of the 2023 General Election as submitted by the Election Official. The motion was seconded by Council Member Nelson and unanimously carried.

Respectfully submitted,



Sharlet Anderson, City Recorder-Election Official


2023 MUNICIPAL GENERAL ELECTION

GARLAND

Total registered voters:	1184
Total ballots cast:	435
Total percentage voted:	36.74
Ballots counted on election night:	387
Percentage counted on election night:	32.69
Ballots received after November 21 which were timely postmarked and counted:	3
Ballots postmarked after November 21 and not counted:	2

PROVISIONAL BALLOT REPORT

There were no provisional ballots.


Marla R. Young
Box Elder County Clerk



Summary Results Report
Municipal General Election
November 21, 2023

OFFICIAL RESULTS
Garland
November 29, 2023

Statistics

TOTAL

Election Day Precincts Reporting	2 of 2
Precincts Complete	0 of 2
Precincts Partially Reported	2 of 2
Absentee/ Early Precincts Reporting	2 of 2
Registered Voters - Total	1,184
Ballots Cast - Total	435
Ballots Cast - Blank	0
Voter Turnout - Total	36.74%

Garland City Council

Vote For 3

TOTAL

SHARLA NELSON	234
T. JOSHUA MUNNS	288
JOHN LOSEE	211
TENA ALLEN	244
ROB JOHNSON	185
Overvotes	6
Undervotes	137
Contest Totals	1,305

Garland City Council (Two Yr Term)

Vote For 1

TOTAL

DONNIE HOWELL	351
Overvotes	0
Undervotes	84
Contest Totals	435



GAR1:M

Statistics	TOTAL
Registered Voters - Total	656
Ballots Cast - Total	227
Ballots Cast - Blank	0
Voter Turnout - Total	34.60%

Garland City Council

Vote For 3

	TOTAL
SHARLA NELSON	124
T. JOSHUA MUNNS	137
JOHN LOSEE	101
TENA ALLEN	145
ROB JOHNSON	95
Overvotes	3
Undervotes	76
Contest Totals	681

Garland City Council (Two Yr Term)

Vote For 1

	TOTAL
DONNIE HOWELL	169
Overvotes	0
Undervotes	58
Contest Totals	227



GAR2:M

Statistics	TOTAL
Registered Voters - Total	528
Ballots Cast - Total	208
Ballots Cast - Blank	0
Voter Turnout - Total	39.39%

Garland City Council

Vote For 3

	TOTAL
SHARLA NELSON	110
T. JOSHUA MUNNS	151
JOHN LOSEE	110
TENA ALLEN	99
ROB JOHNSON	90
Overvotes	3
Undervotes	61
Contest Totals	624

Garland City Council (Two Yr Term)

Vote For 1

	TOTAL
DONNIE HOWELL	182
Overvotes	0
Undervotes	26
Contest Totals	208

Summary Results Report
Municipal General Election
November 21, 2023

UNOFFICIAL RESULTS
Garland
Election Night

Statistics

TOTAL

Election Day Precincts Reporting	2 of 2
Precincts Complete	0 of 2
Precincts Partially Reported	2 of 2
Absentee/ Early Precincts Reporting	2 of 2
Registered Voters - Total	1,184
Ballots Cast - Total	387
Ballots Cast - Blank	0
Voter Turnout - Total	32.69%

Garland City Council

Vote For 3

TOTAL

SHARLA NELSON	212
T. JOSHUA MUNNS	254
JOHN LOSEE	187
TENA ALLEN	224
ROB JOHNSON	159
Overvotes	6
Undervotes	119
Contest Totals	1,161

Garland City Council (Two Yr Term)

Vote For 1

TOTAL

DONNIE HOWELL	313
Overvotes	0
Undervotes	74
Contest Totals	387



Summary Results Report
Municipal General Election
November 21, 2023

UNOFFICIAL RESULTS
Garland
Zero Report

Statistics

TOTAL

Election Day Precincts Reporting	0 of 2
Precincts Complete	0 of 2
Precincts Partially Reported	0 of 2
Absentee/ Early Precincts Reporting	0 of 2
Registered Voters - Total	1,184
Ballots Cast - Total	0
Ballots Cast - Blank	0
Voter Turnout - Total	0.00%

Garland City Council

Vote For 3

TOTAL

SHARLA NELSON	0
T. JOSHUA MUNNS	0
JOHN LOSEE	0
TENA ALLEN	0
ROB JOHNSON	0
Overvotes	0
Undervotes	0
Contest Totals	0

Garland City Council (Two Yr Term)

Vote For 1

TOTAL

DONNIE HOWELL	0
Overvotes	0
Undervotes	0
Contest Totals	0





Canvass - Audit Certification Report

County: Box Elder

Election: Municipal General 2023

Paper Ballot Audit Summary

1. Number of paper ballots processed: 166
2. Number of ballots audited: 166
3. List the contests on the ballot that were audited:

~~Brigham City Council~~
~~Proposition 1, 3~~

Tremonton City Council

Were there any differences between the tabulation software and the votes marked on the paper ballots?

Yes No (*If YES, please attach an explanation of any inconsistencies)

Charita Wright Jr Wright

DRE Machine Audit Summary (complete only if applicable)

1. Number of voting machines used in the election: _____
2. Number of polling places used for the election: _____
3. Number of voting machines audited: _____
4. Were tamper-evident seals affixed to all journal tape canisters? Yes No
*(*If no, please attach copies of the journal tape logs for the applicable canisters)*
5. Did all machine serial numbers match when the canisters were installed and removed? Yes No
*(*If no, please attach copies of the journal tape logs for the applicable canisters)*
6. Did any tape seals on the journal tape canisters show evidence of tampering? Yes No
*(*If yes, please attach copies of the logs for the applicable canisters)*
7. Were there any differences between the machine results and hand-counted results for any audited machine? Yes No *(*If yes, please attach copies of the hand count logs for the applicable canisters)*

Signature Affidavit Audit Summary

Total number of signature affidavits audited: 87

Did the signature audit reveal any inconsistencies between a signature's initial verification and the audit?
 Yes No (*If YES, please attach an explanation of any inconsistencies)

Clerk Certification – to be completed before the canvass

Yes No I certify that I have reviewed the number of vote histories recorded in VISTA and they closely match the number of ballots cast in my county during this election.

Number of ballots counted: 8373

Number of vote histories: 8373

Difference: 0

Explain any differences:

Yes No I certify that I have properly maintained the voter list in accordance with state and federal laws (20A-3a-404(2)).

Yes No I complied with the requirements of the software validation rule R623-7: "before using any voting equipment, and before each election, the election officer shall verify that the firmware version on any voting equipment matches the firmware version that is certified by the EAC."

County Clerk Signature: 

Date: Nov. 29, 23